



International
Institute of
Iridology®

Leading the World in Iridology Education and Imaging Systems™


multiPIX Handheld Iridology Camera

The **multiPIX Handheld Iridology Camera** is the latest exciting product to be released by Iris Supplies. This unique camera is excellent for Iridology and Sclerology. Also for animals, young children and geriatric people. The multiPIX is truly a *multiple use* camera and has flexibility unlike anything else available. This light weight, very portable and easy to use camera can take up to 10 Megapixel images. It features a superior lighting system that includes fiber-optic side lighting for better iris fiber definition, variable light intensity, single to twin lighting and a built in Xenon flash for professional images.

Features

- **Canon EOS Digital SLR Camera**—high performance digital SLR; high-sensitivity, high-resolution, ultra-fine CMOS sensor; electronically controlled; captures images up to **10 Megapixels** for incredible detail and magnification
- Superior lighting system that includes; **dual fiber-optic side lighting for better iris fiber definition**, variable intensity adjustment, **single (medial & lateral) to twin lighting**, cold-light minimizing eye irritation, precise daylight illumination for optimum exposure, power pack and batteries to internal battery and charger.
- **Xenon** flash built within the Halogen light source for more precise exposure.
- Can be used for Iridology, Sclerology, Equine and other Animal Iridology, and even on young children
- Excellent for brown irides
- Direct **Camera-to-TV** image previewing for perfect focus
- **Through-Lens Focusing** for real-time live eye viewing
- Plugs straight into PC's **USB port** for easy image transfer
- Transfer images directly from **Camera to Printer**
- Images stored and transported to PC and many other digital devices using built-in **512 MB CompactFlash Card**
- **High quality Macro Lens** with **7x Magnification**

**Call for Current Pricing:
1-888-573-EYES (3937) or 1-828-926-6100**



Free Software!

Iridology Station 5.1 is included at no extra cost – a \$500 value! This is the world's premier Iridology Assessment software with Dr. Pesek's Holistic Iridology® topographic chart overlay.

Optional Extra:

Durable, waterproof, airtight travel case for convenient and safe transportation - \$150

Payment Method:

Check, Direct Deposit & Credit Card
Independent financing is available
Prices are exclusive of shipping, handling and insurance.
Customs duties and taxes may apply.



Excellent for Iridology and Sclerology. Also for animals, young children and elderly.




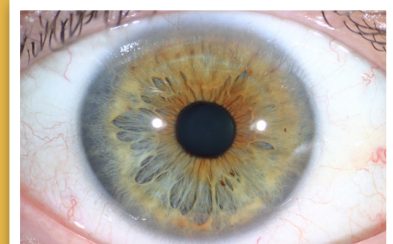
Portable, light weight, and easy to use. Rechargeable batteries for camera and flash.



Features a superior system that includes fiber-optic lateral and medial lighting for better iris fiber definition.



Superior lighting system includes variable light intensity adjustment and Xenon flash for precise exposure



Dr. David J. Pesek, International Institute of Iridology®

375 Paradise Lane, Waynesville, NC 28785, USA

Toll Free 1-866-456-6100 • Local: 828-926-6100 • Fax: 828-926-6084

Email: drpesek@holisticiridology.com Web: www.holisticiridology.com